

Monthly Labour Attendance Sheet			H: HOLYDAY	P: PERSENT	L: LEAVE	WO: WEEKLY OFF														
	Per Day Labour :	18	18	18	16	19	21	21	20	20	20	0	0	14	19	20	20			
Month	Per Day OT :	71	81.5	80	86	128	70.5	67.5	57	63.5	63.5	24.5	0	0	10.5	49	46.5	62		
MARCH-2017 to 31 MARCH-20	Per Day OT PERSON:	17	18	18	19	16	19	21	18	19	13	0	0	5	19	10	20			
Day :		WEDNESDAY	THURSDAY	FRIDAY	SATURDAY	SUNDAY	MONDAY	TUESDAY	WEDNESDAY	THURSDAY	FRIDAY	SATURDAY	SUNDAY	MONDAY	TUESDAY	WEDNESDAY	THURSDAY	FRIDAY		
S.N.	Name	Date:	1-Mar-17	2-Mar-17	3-Mar-17	4-Mar-17	5-Mar-17	6-Mar-17	7-Mar-17	8-Mar-17	9-Mar-17	10-Mar-17	11-Mar-17	12-Mar-17	13-Mar-17	14-Mar-17	15-Mar-17	16-Mar-17	17-Mar-17	
1	RAM BARAN	ATT.	P	P	P	P	P	P	P	P	P	P	P	WO	HO	L	P	P	P	
	Over time	8.5	6	6	6	8	4	4.5	1.5	5	5	1.5					4.5	5.5	3.5	
2	SUNIL SINGH	ATT.	P	P	P	P	P	P	P	P	P	P	P	WO	HO	P	P	P	P	
	Over time	3	6	6	6	8	4	4.5	3.5	3	3	2					2		3	
3	SATYANARAYAN	ATT.	P	P	P	P	WO	P	P	P	P	P	P	WO	HO	P	P	P	P	
	Over time	4.5	5.5	4	4.5		4	4	4	2.5	4	3				3.5	4	5.5	4.5	
4	DEEPAK CHATURVEDI	ATT.	P	P	P	P	WO	P	P	P	P	P	P	WO	HO	P	P	P	P	
	Over time	2.5	3	3	1		2	2	1		2						1		3	
5	DINESH KASHYAP	ATT.	P	P	P	P	P	P	P	P	P	P	P	WO	HO	P	P	P	P	
	Over time	6	5	5	4	8	5	4	3.5	4	4	3.5				2.5	4.5	6	3.5	
6	RAMOO	ATT.	P	P	P	P	P	P	P	P	P	P	P	WO	HO	P	P	P	P	
	Over time	8.5	6	6	6	8	4	4.5	1.5	5	5	1.5				1.5	4.5	5.5	3.5	
7	RAJU	ATT.	P	P	P	P	P	P	P	P	P	P	P	WO	HO	P	P	P	P	
	Over time	8.5	5.5	5.5	6	8	4	4.5	1.5	5	5	1.5				1.5	4.5	5.5	3.5	
8	AMIT	ATT.	L	L	L	L	WO	P	P	P	P	P	P	WO	HO	L	L	P	P	
	Over time						4	4.5	1.5	5	5	1.5						5.5	3.5	
9	DHARMENDRA SINGH	ATT.	P	P	P	P	WO	P	P	P	P	P	P	WO	HO	P	P	P	P	
	Over time	1	3	3	3		4	2	3.5			1					1		3	
10	CHET RAM	ATT.	P	P	P	P	P	P	P	P	L	L	L	WO	HO	L	L	L	L	
	Over time	1	3	3	3	8	4	2	2											
11	JAGALAL	ATT.	P	P	P	P	P	P	P	P	P	P	P	WO	HO	P	P	P	P	
	Over time	1	3	3	3	8	4	2	3.5	3	3						1		3	
12	DINESH GAUTAM	ATT.	P	P	P	P	P	P	P	P	P	P	P	WO	HO	L	P	P	P	
	Over time		3	3	3.5	8	2.5	2	3	3	3						2	1	2	
13	KAMLESH KUMAR SAHA	ATT.	P	P	P	P	P	P	P	P	P	P	P	WO	HO	P	P	P	P	
	Over time	1.5	3	3	6	8	4	2	3	3	3	2					2		3	
14	VARUN SINGH	ATT.	P	P	P	P	P	P	P	P	P	P	P	WO	HO	L	P	P	P	
	Over time	3	6	6	6	8	3.5	4.5	3.5	3	3	2					1		3	
15	DEEPAK PAL	ATT.	P	P	P	P	P	P	P	P	P	P	P	WO	HO	P	P	P	P	
	Over time	8.5	6	6	6	8	4	4.5	1.5	5	1.5	1.5				1.5	4.5	5.5	3.5	
16	AMIT JHA	ATT.	P	P	P	P	P	P	P	P	P	P	P	WO	HO	P	P	P	P	
	Over time	1	3	3	3	8	3	2.5	3.5	2	2						2	1	2.5	
17	MAHENDRA	ATT.	L	L	L	L	WO	P	P	P	P	P	P	WO	HO	L	P	P	P	
	Over time						3.5	2	3.5	3	3	2					1		3	
18	RAM KISHORE	ATT.	P	P	P	P	P	P	P	P	P	P	P	WO	HO	P	P	P	P	
	Over time	3	6	6	6	8	4	2	3.5	2	2						1		3	
19	VIPIN SINGH	ATT.	P	P	P	P	P	L	P	P	P	P	P	WO	HO	L	P	P	P	
	Over time	8	5.5	5.5	6	8		4.5	1.5	5	5	1.5					4.5	5.5	3.5	
20	SACHIN	ATT.	P	P	P	P	P	L	P	P	P	P	P	WO	HO	P	P	P	P	
	Over time	1.5	3	3	3.5	8		2.5	3.5	2	2						2		2	
21	ANKIT	ATT.	L	L	L	P	P	P	P	P	P	P	P	WO	HO	P	P	P	P	
	Over time				3.5	8	3	2.5	3.5	3	3						2		2.5	

*Ram/Sorals*

*Chin*



Monthly Labour Attendance Sh.																		
	Per Day Labour :	21	18	21	21	20	20	20	21	20	20	21	21	21	20	514	Total PERSENT	
Month	Per Day OT :	76.5	144	61.5	78	50	54	72	48	160	31.5	64	45	88	74.5	2008	Total OT	
MARCH-2017 to 31 MARCH-20	Per Day OT PERSON:	20	18	21	21	20	20	20	21	20	19	20	21	21	20	535	TOT. OT PERSON	
S.N.	Name	Date :	SATURDAY	SUNDAY	MONDAY	TUESDAY	WEDNESDAY	THURSDAY	FRIDAY	SATURDAY	SUNDAY	MONDAY	TUESDAY	WEDNESDAY	THURSDAY	FRIDAY	Total OT	Total Presents
1	RAM BARAN	ATT.	P	P	P	P	P	P	P	P	P	P	P	P	P	P		
		Over time	7	8	4	5	4	2.5	7	4.5	8	2	5	2.5	3.5	4.5	137	25
2	SUNIL SINGH	ATT.	P	P	P	P	P	P	P	P	P	P	P	P	P	P		26
		Over time	2.5	8	2.5	3.5	2	3	2	1.5	8	1	2	2.5	5	4.5	102	
3	SATYANARAYAN	ATT.	P	P	P	P	P	P	L	P	P	P	P	P	P	L		24
		Over time	6	8	4	4.5	4	2.5		4	8	3	3.5	2.5	4		111.5	
4	DEEPAK CHATURVEDI	ATT.	P	WO	P	P	P	P	P	P	P	P	P	P	P	P		26
		Over time			2	1	2	2	1	2	8			1	2	1	42.5	
5	DINESH KASHYAP	ATT.	P	P	P	P	P	P	P	P	P	P	P	P	P	P		26
		Over time	5.5	8	3.5	4.5	3.5	3.5	5	3.5	8	2.5	4	2.5	4	3.5	130	
6	RAMOO	ATT.	P	P	P	P	P	P	P	P	P	P	P	P	P	P		26
		Over time	7	8	4	5	4	2.5	7	4	8	2	5	2.5	3.5	3	136.5	
7	RAJU	ATT.	P	P	P	P	L	P	P	P	P	P	P	P	P	P		25
		Over time	7	8	4	5		2.5	7	4	8	2	5	2.5	3.5	3	131.5	
8	AMIT	ATT.	P	P	P	P	P	P	P	P	P	P	P	P	P	P		20
		Over time	7	8	4	5	4	2.5	7	4.5	8	2	5	2.5	3.5	3.5	97	
9	DHARMENDRA SINGH	ATT.	P	P	P	P	P	P	P	P	P	P	P	P	P	P		26
		Over time	1.5	8	2.5	3.5	2	3	2	1.5	8	1	2	1.5	5	4.5	70.5	
10	CHET RAM	ATT.	P	WO	P	P	P	P	P	P	P	P	P	P	P	P		19
		Over time	1.5		2.5	3.5	2	3	2	1.5	8	1	2	1.5	5	4.5	64	
11	JAGALAL	ATT.	P	P	P	P	P	P	P	P	P	P	P	P	P	P		26
		Over time	1.5	8	2.5	3.5	2	3	2	1.5	8	1	2	1.5	5	4.5	83.5	
12	DINESH GAUTAM	ATT.	P	P	P	P	P	P	P	P	P	L	P	P	P	P		24
		Over time	1.5	8	2	2	1	3	2	1	8		2.5	1.5	4	3	75.5	
13	KAMLESH KUMAR SAHA	ATT.	P	P	P	P	P	P	P	P	P	P	P	P	P	P		26
		Over time	2	8	2.5	3.5	2	3	2	1.5	8	1	2	2.5	5	4.5	91	
14	VARUN SINGH	ATT.	P	P	P	P	P	P	P	P	P	P	P	P	P	P		25
		Over time	2	8	2.5	3.5	2	3	2	1.5	8	1	2	2.5	5	4.5	100	
15	DEEPAK PAL	ATT.	P	P	P	P	P	P	P	P	P	P	P	P	P	P		26
		Over time	7	8	4	5	4	2.5	7	1.5	8	2	5	2.5	3.5	3	130.5	
16	AMIT JHA	ATT.	P	P	P	P	P	P	P	P	P	P	P	P	P	P		26
		Over time	1.5	8	2	3	2.5	3	2	1.5	8	2	2.5	2.5	5	4.5	84.5	
17	MAHENDRA	ATT.	P	P	P	P	P	P	P	P	P	P	P	P	P	P		21
		Over time	2	8	2.5	3.5	2	2	2	1.5	8	1	2	1.5	5	4.5	66.5	
18	RAM KISHORE	ATT.	P	P	P	P	P	P	P	P	P	P	P	P	P	P		26
		Over time	1.5	8	2.5	3.5	2	2.5	2	1.5	8	1	2.5	1.5	5	4.5	92.5	
19	VIPIN SINGH	ATT.	P	P	P	P	P	P	P	P	P	P	P	P	P	P		24
		Over time	7	8	4	5	1	2	7	3	8	2	5	2.5	3.5	3	125	
20	SACHIN	ATT.	P	WO	P	P	P	P	P	P	WO	P	P	P	P	P		25
		Over time	4		2	2	2	3	2	1		2	2.5	2.5	4	3.5	63.5	
21	ANKIT	ATT.	P	P	P	P	P	L	P	P	P	P	P	P	P	P		22
		Over time	1.5	8	2	3	2		2	1.5	8	2	2.5	2.5	4	3	73	
																	0	
																	0	
																	0	
																	0	
																	Total Attendance =	514.0
																	Over time(w/with Sunday)=	2008
																	Holiday =	1

Rajul Sanohin





Period 01-MARCH-2017 to 31 MARCH-2017

Sr. No.	Name	Father's Name	Total Presents Days	Over Time in Hours	Signature
1	RAM BARAN	GRISH PAL SINGH	25	137	राम बारन
2	SUNIL SINGH	DHANPAL	26	102	सुनिल सिंह
3	SATYANARAYAN	PANCHDEV	24	111.5	सत्यनारायण
4	DEEPAK CHATURVEDI	SH. RAJESHWAR NATH	26	42.5	
5	DINESH KASHYAP	SH. MAYARAM	26	130	दिनेश
6	RAMOO	RAM NARESH	26	136.5	रामू
7	RAJU	ACHHEY LAL	25	131.5	राजू
8	AMIT	HARIBAS SINGH	20	97	अमित
9	DHARMENDRA SINGH	RAKESH SINGH	26	70.5	धर्मेश सिंह
10	CHET RAM	JAYANT SINGH	19	64	चेत राम
11	JAGALAL	LATE MINTA	26	83.5	जगलाल
12	DINESH GAUTAM	NAND KISHORE SHARMA	24	75.5	दिनेश
13	KAMLESH KUMAR SAHA	KARISHNA SAHA	26	91	कमलेश
14	VARUN SINGH	SUVEDAR SINGH	26 25 व 26	100	वरुण सिंह
15	DEEPAK PAL	CHANDRA PAL	26	130.5	दीपक
16	AMIT JHA	LAXMAN JHA	26	84.5	अमित
17	MAHENDRA	VISHNATH SINGH	21	66.5	महेश
18	RAM KISHORE	SARNAM SINGH	26	92.5	राम किशोर
19	VIPIN SINGH	AMAR SINGH	24	125	विपिन सिंह
20	SACHIN		25	63.5	सचिन
21	ANKIT		22	73	अंकित
		TOTAL	515 514	2008	

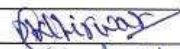
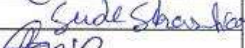


Note:

Warehouse Supervisor


Security Supervisor


Warehouse Incharge


Period 01-MARCH-2017 to 31 MARCH-2017

Sr. No.	Name	Father's Name	Total Presents Days	Over Time in Hours	Signature
1	PRAHLAD KUMAR	SH. BAL CHANDRA	25	80	
2	SUDE SHANKAR	SH. JATADHAR JHA	26	91	
3	RANJEET SINGH	SH. RAMCHANDER	19	74.5	
4	NEEROO SINGH	SH. DHANPAL SINGH	22	118.5	
		<b>TOTAL</b>	<b>92.0</b>	<b>364.0</b>	

Note:

  
Warehouse Supervisor

  
Security Supervisor

  
Warehouse Incharge

SKILLED Labour Attendance Sheet			H:HOLIDAY P:PERSENT L:LEAVE WO:WEEKLY OFF																
		Per Day Labour :	4.5	4	4	3	3	4	4	4	3	3	0	0	2	2	2	2	
Month		Per Day OT :	19.5	18	18	12	24	13.5	13.5	7.5	9	11	2.5	0	0	1	5	6	4.5
01-FEB-2017 to 28-FEB-2017		Per Day OT PERSON:	4	4	4	3	3	4	4	4	3	3	2	0	0	1	2	2	2
		Day :	WEDNESDAY	THURSDAY	FRIDAY	SATURDAY	SUNDAY	MONDAY	TUESDAY	WEDNESDAY	THURSDAY	FRIDAY	SATURDAY	SUNDAY	MONDAY	TUESDAY	WEDNESDAY	THURSDAY	FRIDAY
Sr. No.	Name	Date:	1-Mar-17	2-Mar-17	3-Mar-17	4-Mar-17	5-Mar-17	6-Mar-17	7-Mar-17	8-Mar-17	9-Mar-17	10-Mar-17	11-Mar-17	12-Mar-17	13-Mar-17	14-Mar-17	15-Mar-17	16-Mar-17	17-Mar-17
1	PRAHLAD KUMAR	ATT.	P	P	P	L	WO	P	P	P	P	P	P	WO	HO	P	P	P	P
		Over time	5	4	4			2.5	2.5	1	3	3	1			1	3.5	5	2
2	SUDE SHANKAR	ATT.	P	P	P	P	P	P	P	P	P	P	P	WO	HO	P	P	P	P
		Over time	1.5	4.5	4.5	3.5	8	4	2	3.5	1	3					1.5	1	2.5
3	RANJEET SINGH	ATT.	P	P	P	P	P	P	P	P	P	L	L	WO	HO	L	L	L	L
		Over time	4.5	4	4	2.5	8	3	4.5	1.5									
4	NEEROO SINGH	ATT.	P	P	P	P	P	P	P	P	P	P	P	WO	HO		L	L	L
		Over time	8.5	5.5	5.5	6	8	4	4.5	1.5	5	5	1.5						

SKILLED Labour Attendance She																			
Month		Per Day Labour :		3	3	4	4	4	4	4	4	4	4	4	4	4	92	Total PERSENT	
01-FEB-2017 to 28-FEB-2017		Per Day OT :		14	24	11.5	16.5	10.5	10.5	15	10.5	32	9	14	8.5	12	11	364	Total OT
		Per Day OT PERSON:		3	3	4	4	4	4	4	4	4	4	4	3	4	98	TOT. OT PERSON	
Day :		SATURDAY		SUNDAY		MONDAY		TUESDAY		WEDNESDAY		THURSDAY		FRIDAY		SATURDAY		SUNDAY	
Sr. No.	Name	Date:	18-Mar-17	19-Mar-17	20-Mar-17	21-Mar-17	22-Mar-17	23-Mar-17	24-Mar-17	25-Mar-17	26-Mar-17	27-Mar-17	28-Mar-17	29-Mar-17	30-Mar-17	31-Mar-17	Total OT		
1	PRAHLAD KUMAR	ATT.	P	P	P	P	P	P	P	P	P	P	P	P	P	P		25	
		Over time	4	8	3	3	1.5	2	2.5	2	8	2	3	2.5		1	80		
2	SUDE SHANKAR	ATT.	P	P	P	P	P	P	P	P	P	P	P	P	P	P		26	
		Over time	3	8	2	3.5	2.5	2.5	2	2.5	8	2.5	3	2.5	5	3.5	91		
3	RANJEET SINGH	ATT.	L	WO	P	P	P	P	P	P	P	P	P	P	P	P		19	
		Over time			2.5	5	2.5	3.5	3.5	3.5	8	2.5	3	1	3.5	4	74.5		
4	NEEROO SINGH	ATT.	P	P	P	P	P	P	P	P	P	P	P	P	P	P		22	
		Over time	7	8	4	5	4	2.5	7	2.5	8	2	5	2.5	3.5	2.5	118.5		
																	0		
Total Attendance =																	92.0		
Over time(wkly Sunday)=																	364		
Holiday =																	1		

*Rahul Sancho*

*Chh*

